


C | 4i

y | ä ä
 y ¶ ä!ÿß v8 gÉ ä h
 y U* *A•¼²-ÿß v
 y ³²° O ò
 y ...^a y ç+ç Q< ç+^a Q<
 y ¶•y' y " k 9' k?è'
 y /6 9 ;2 tDÓ kBx~C Ú J ê Ë
 y 9+2<
 y U 9 è)RGYY / *O\OYOUT .•«`
 y v Å'



C | 5 é ôož '™,, `0`\$G40æ '`\$ hA9...•0

	µ í Þ Ô W ÿ	î Þ Ô W - þ š	í ' Ô 8 ÿ	î Þ Ô 8 ÿ	£ Ü Í Þ '	J'	') d		¹ Y
							120Vac	220Vac	
500-1050mA	700-1050mA	700 mA	90~305 Vac/ 127~300 Vdc	95~286Vdc	200W	93.5%	0.99	0.96	EUP-200S105ST
850-1500mA	1050-1500mA	1050 mA	90~305 Vac/ 127~300 Vdc	67~190Vdc	200W	93.5%	0.99	0.96	EUP-200S150ST
1000-2100mA	1400-2100mA	1400 mA	90~305 Vac/ 127~300 Vdc	48~143Vdc	200W	93.0%	0.99	0.96	EUP-200S210ST
1750-3500mA	2450-3500mA	2800 mA	90~305 Vac/ 127~300 Vdc	29 ~ 82Vdc	200W	93.0%	0.99	0.96	EUP-200S350ST ⁽⁴⁾
3150-5600mA	3850-5600mA	4900 mA	90~305 Vac/ 127~300 Vdc	18 ~ 52Vdc	200W	92.0%	0.99	0.96	EUP-200S560ST ⁽⁴⁾

l u g h = ¶ ä Å ÿ ÿ ß v 8
 g h • š 98 y ; 2 ,)) < G l ê < J l ! ç U y < G l ê < J l g " 19 h
 g h y i Ú ^ y ç ú k < G l g i • † • " h
 g h 9 + 2 < ÿ ß

Î 4ì x

¿ d	£ 3 š	À 1 š	£ Ü š	Ô I
ÿ µ 9 8	90 Vac	-	305 Vac	127~300 Vdc
ÿ µ È ä 8	47 Hz	-	63 Hz	
¥ v	-	-	0.75 MIU	UL8750; 277Vac/ 60Hz k Ä N ^a
	-	-	0.70 mA	IEC60598-1; 240Vac/ 60Hz k Ä N ^a
ÿ µ v	-	-	2.15 A	¿ ú k < G I
	-	-	1.1 A	¿ ú k < G I
~ ... v g / Z h	-	-	1.95 A ² s	< G I k - ê “ g Ô Ñ o h k / V Q / V Q 4 Ô ž • # S Y z ! Õ → @ f ~ ... v ¼ ¿
ä œ f	0.9	-	-	< G I .` ¿ ú
È ´ f â 1	-	-	20%	=
È ´ f â 1	-	-	10%	< G I .` ¿ ú =

Î 4ì x

¿ d	£ 3 š	À 1 š	£ Ü š	Ô I
v µ †	-5%loset	-	5%loset	¿ ú
ÿ ß v — â 8 / U Y K Z				
EUP-200S105ST	500 mA	-	1050 mA	
EUP-200S150ST	850 mA	-	1500 mA	
EUP-200S210ST	1000 mA	-	2100 mA	
EUP-200S350ST	1750 mA	-	3500 mA	
EUP-200S560ST	3150mA	-	5600 mA	
È ä ÿ ß v — â 8				
EUP-200S105ST	700 mA	-	1050 mA	
EUP-200S150ST	1050 mA	-	1500 mA	
EUP-200S210ST	1400 mA	-	2100 mA	
EUP-200S350ST	2450 mA	-	3500 mA	
EUP-200S560ST	3850 mA	-	5600 mA	
È ÿ ß v ¼ f V Q V Q	-	5%lomax	10%lomax	¿ ú k 3 .` (=
" .` ÿ ß v ¼ f V Q V Q	-	2%lomax	-	¿ ú
o Ì v	-	-	10%lomax	¿ ú
q ú ÿ ß 9				
EUP-200S105ST	-	-	320 V	
EUP-200S150ST	-	-	220 V	
EUP-200S210ST	-	-	160 V	
EUP-200S350ST	-	-	100 V	
EUP-200S560ST	-	-	60 V	

Î Þàì x

¿ d	£ 3 š	À 1 š	£ Ü š	Ô I
¿ Å² ... ä	-	-	± 0.5%	¿ ú
¿ ú² ... ä	-	-	± 1.5%	
•Ñ o ž•	-	-	1.0 s	< G I ¿ ú
	-	-	0.5 s	< G I ¿ ú
"†©f	-	0.03%/°C	-	Ó "# °C d: I Å Y ›

I u ñ Ä Å @ f ® " † °) Õ Ñ ñ O y Á ° › k Ô ð h ç " Û o ž

P á é

¿ d	£ 3 š	À 1 š	£ Ü š	Ô I
ä @120Vac				
EUP-200S105ST				
I _o = 700 mA	88.5%	90.5%	-	
I _o =1050 mA	86.0%	88.0%	-	
EUP-200S150ST				
I _o =1050 mA	88.0%	90.0%	-	
I _o =1500 mA	86.0%	88.0%	-	
EUP-200S210ST				¿ ú k q ê " z
I _o =1400 mA	88.0%	90.0%	-	Ò Ñ ž k ä ' z³
I _o =2100 mA	85.5%	87.5%	-	
EUP-200S350ST				
I _o =2450 mA	87.5%	89.5%	-	
I _o =3500 mA	85.0%	87.0%	-	
EUP-200S560ST				
I _o =3850 mA	87.0%	89.0%	-	
I _o =5600 mA	84.5%	86.5%	-	
ä @220Vac				
EUP-200S105ST				
I _o = 700 mA	91.5%	93.5%	-	
I _o =1050 mA	90.0%	92.0%	-	
EUP-200S150ST				
I _o =1050 mA	91.5%	93.5%	-	
I _o =1500 mA	89.5%	91.5%	-	
EUP-200S210ST				¿ ú k q ê " z
I _o =1400 mA	91.0%	93.0%	-	Ò Ñ ž k ä ' z³
I _o =2100 mA	88.5%	90.5%	-	
EUP-200S350ST				
I _o =2450 mA	91.0%	93.0%	-	
I _o =3500 mA	88.5%	90.5%	-	
EUP-200S560ST				
I _o =3850 mA	90.0%	92.0%	-	
I _o =5600 mA	88.0%	90.0%	-	

P á é

?	£ 3 š	À 1 š	£ Ü š	Ô I
ä @277Vac EUP-200S105ST I _o = 700 mA I _o =1050 mA EUP-200S150ST I _o =1050 mA I _o =1500 mA EUP-200S210ST I _o =1400 mA I _o =2100 mA EUP-200S350ST I _o =2450 mA I _o =3500 mA EUP-200S560ST I _o =3850 mA I _o =5600 mA	92.0% 90.5% 92.0% 90.0% 91.5% 89.0% 91.5% 89.0% 90.5% 88.0%	94.0% 92.5% 94.0% 92.0% 93.5% 91.0% 93.5% 91.0% 92.5% 90.0%	- - - - - - - - -	ž ú k q ê “ z Ò Ñ ž k ä ‘ z³
u® — { ž ž •	-	329,000 Hours	-	< G I ê “ - ž ú 3/2 .*(1
. x ž •	-	85,000 Hours	-	< G I k ž ú k Ó “ - k i Õ ñ @ Á . x ¼ ž
• Ó “	-40°C	-	+89°C	
Ä ‘ Ó “	-40°C	-	+75°C	v Ä ‘ ñ + • Ä ‘ Ó “
¥ “ †	-40°C	-	+85°C	~ † : 5%RH to 100%RH
> * 6 * 2 ~ = ~ . D œ 2 ~ = ~ .				m 5 ö > * ~ ~ ~ ~
Ô M	-	1100 g	-	

I u ñ Ä Ä @ f ® “ † °) Ò Ñ ñ O y Á ° > k Ô ð h ç “ Û ož

μ Ô Ä x Ô

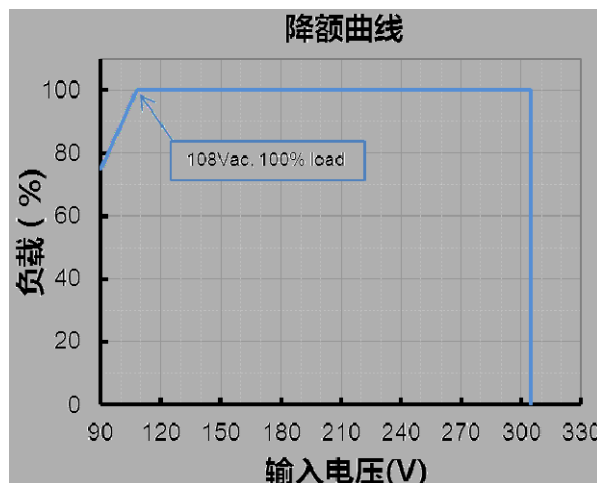
μ ù ç	x Ô
UL/CUL	UL8750,CAN/CSA-C22.2 No. 250.13
CE	EN 61347-1, EN61347-2-13
KS	KS C 7655
+ 3 / x Ô	Ô I
EN 55015 ⁽¹⁾	Conducted emission Test & Radiated emission Test
EN 61000-3-2	Harmonic current emissions
EN 61000-3-3	Voltage fluctuations & flicker

μ Ô Â x Ô

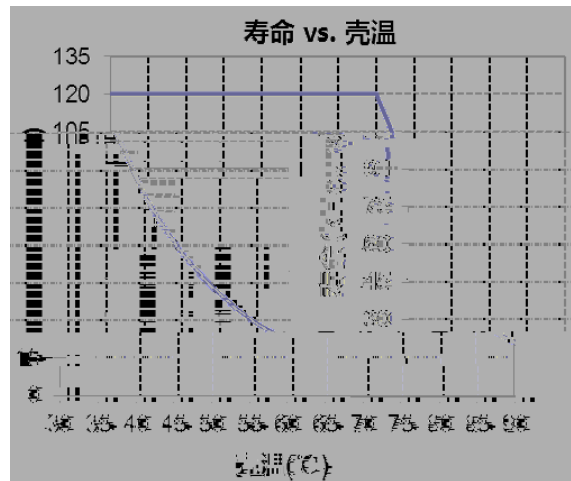
+ 3/ x Ô	Ô I
FCC Part 15 ⁽¹⁾	ANSI C63.4 Class B
	This device complies with Part 15 of the FCC Rules. Operation is subject to the following two conditions: [1] this device may not cause harmful interference, and [2] this device must accept any interference received, including interference that may cause undesired Operation.
EMS x Ô	Ô I
EN 61000-4-2	Electrostatic Discharge (ESD): 8 kV air discharge, 4 kV contact discharge
EN 61000-4-3	Radio-Frequency Electromagnetic Field Susceptibility Test-RS
EN 61000-4-4	Electrical Fast Transient / Burst-EFT
EN 61000-4-5	Surge Immunity Test: AC Power Line: line to line 6 kV, line to earth 10 kV ⁽²⁾
EN 61000-4-6	Conducted Radio Frequency Disturbances Test-CS
EN 61000-4-8	Power Frequency Magnetic Field Test
EN 61000-4-11	Voltage Dips
EN 61547	Electromagnetic Immunity Requirements Applies To Lighting Equipment

l g h › á +3/ öÖkx 9 › • °À©İ %²Bāk-È`°À Ä€— Ö g +3/ ,¼G•ož
 g hø gó9yž y9Ü ~ÿμ€\$ H}y 'Nª ••xâ Y >yPKgì k-}t žÄªg" kY
 ...2Ü ~ÄB H}y ' Ä • @• /+) ož - yj èekY >yPKgì ·ÄtM•
 xkYÊÖ ç +ª ~... ' kw G'PKgì €\$\$• U'ÄNžož

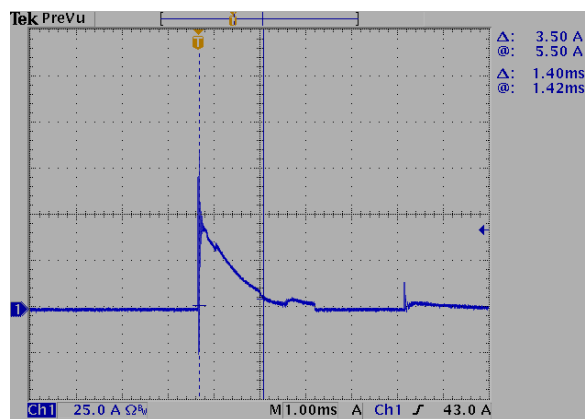
· · Ž



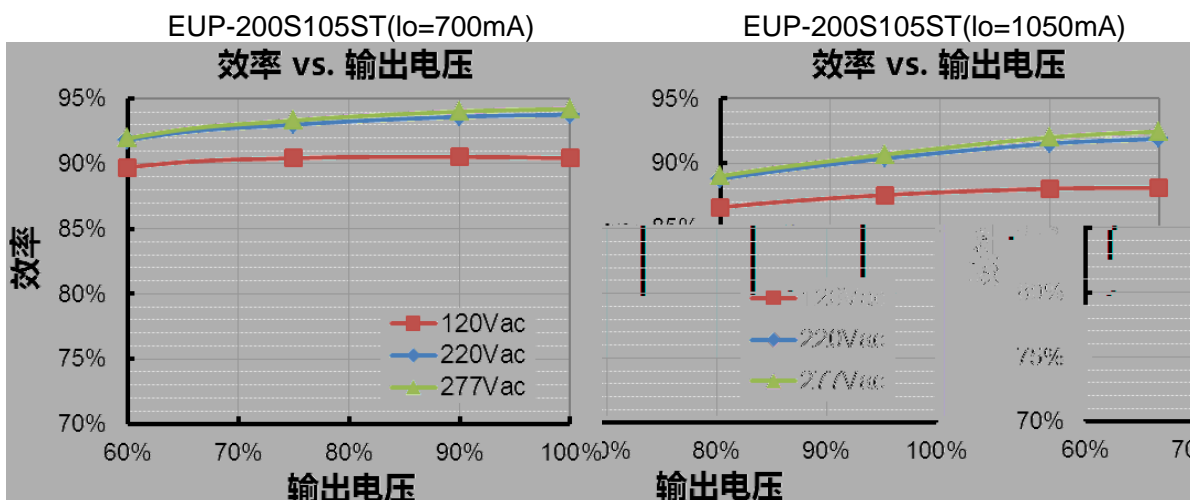
- w * Ô t • Ž

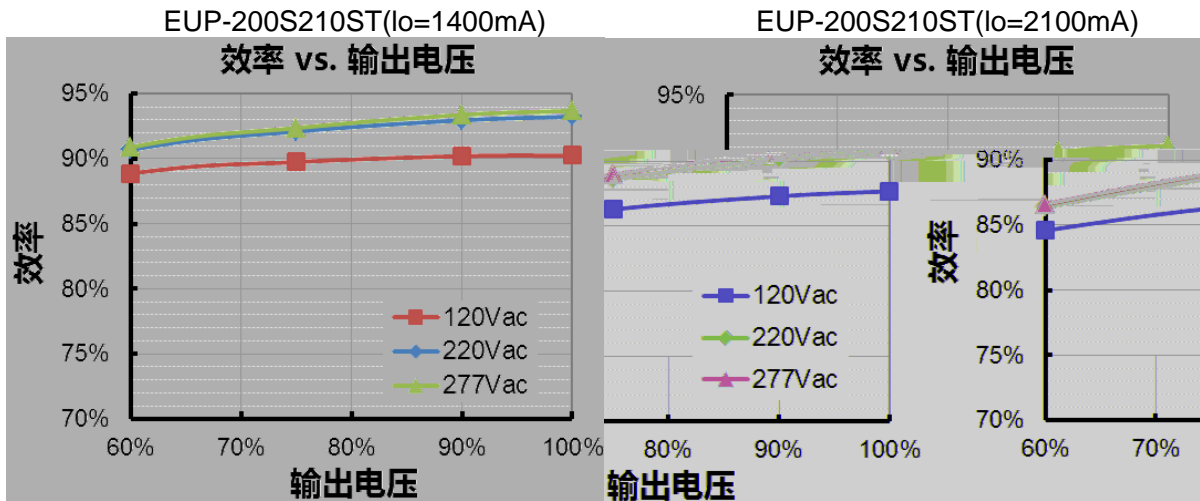
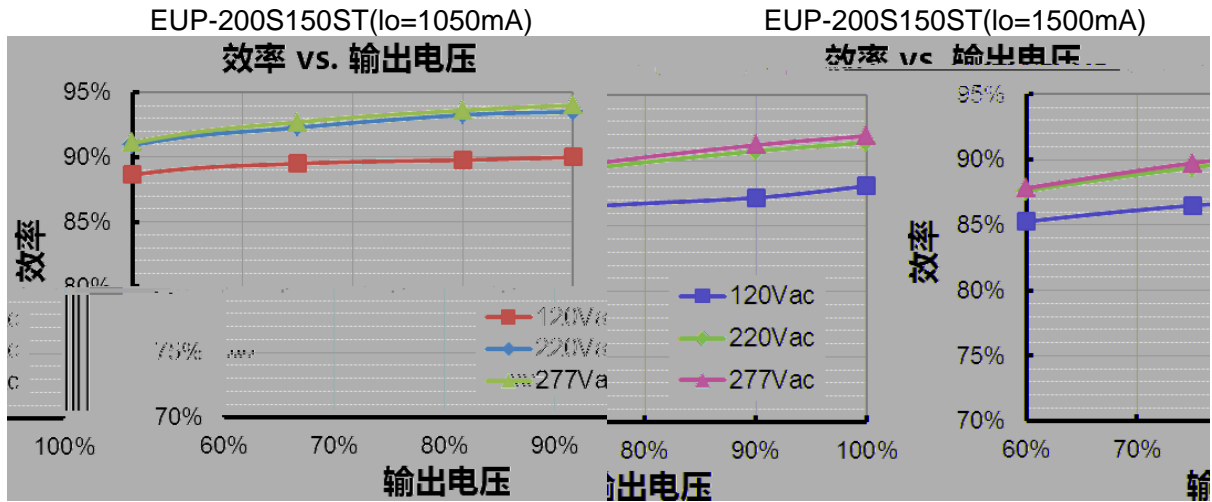


_ f • Ž



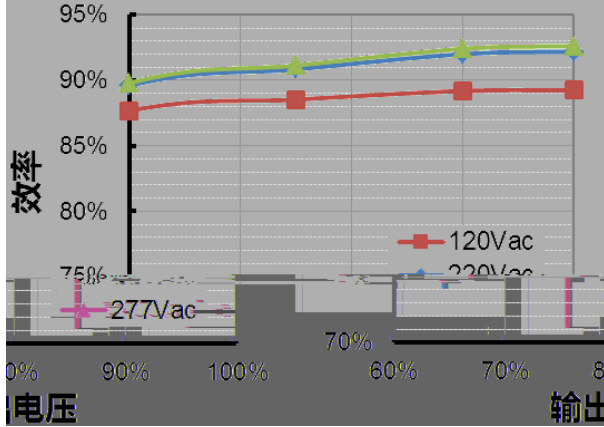
] ' • Ž





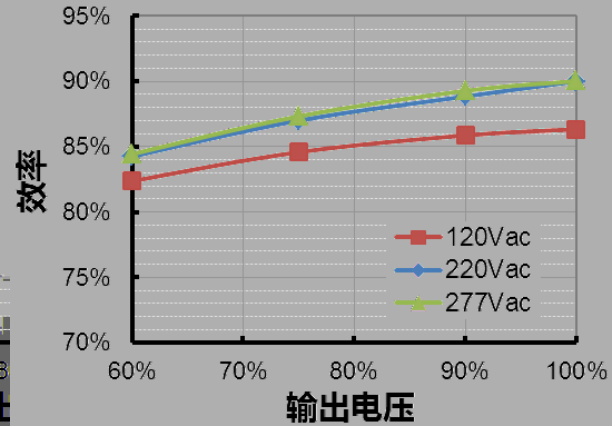
EUP-200S560ST(Io=3850mA)

效率 vs. 输出电压



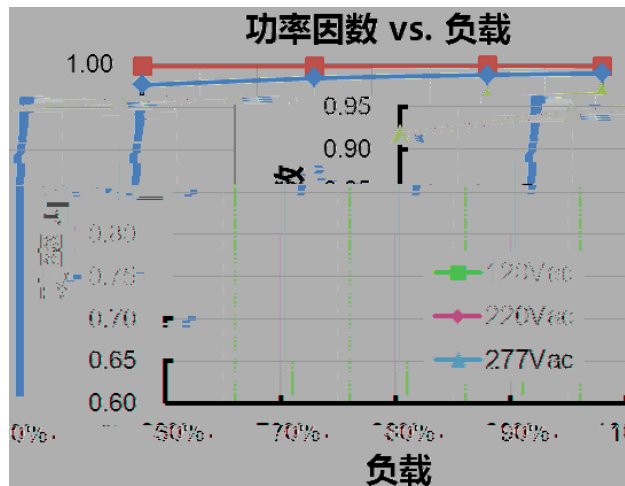
EUP-200S560ST(Io=5600mA)

效率 vs. 输出电压



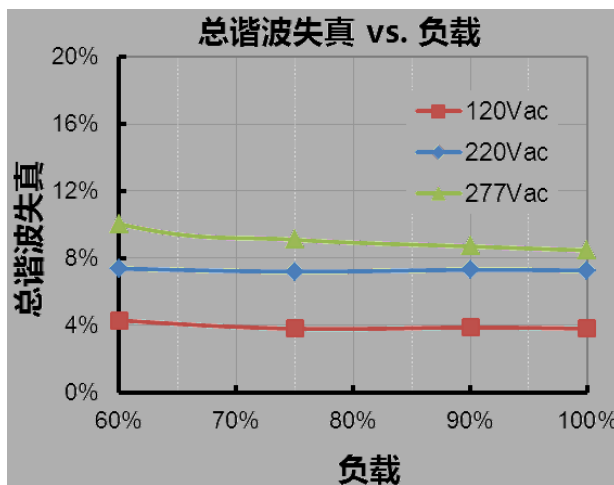
↳ d • Ž

功率因数 vs. 负载



5 f G á • Ž

总谐波失真 vs. 负载



• õ x

?	d	Ô I
“	‘	v% "ož "†"ž k v Ê Öož
? è	‘	Ê Ö% "ož ? è ž k D } — C oož ? è †"ž k U Ê Öož
9	‘	ÿ ß 9 k 'ò "• 8 Äož

Î Þ Ô W \ Y • » f ´

Z EUP-200S105ST

• » f ´				Î Þ Ô W f ´ (loset)	Î Þ Ô 8 Ÿ		Ô I
1	2	3	4	À 1 š	£ 3 š	£ Ü š	/
ON	ON	ON	ON	1050mA	95V	190V	É ä ÿ ß v — à 8
ON	ON	ON	OFF	1000mA	100V	200V	
ON	ON	OFF	ON	950mA	105V	210V	
ON	ON	OFF	OFF	900mA	111V	222V	
ON	OFF	ON	ON	850mA	118V	235V	

Z EUP-200S150ST

•» f´				Î Ð Ô W f´ (loset)	Î Ð Ô 8 Ÿ		Ô I
1	2	3	4	À 1 š	£ 3 š	£ Ü š	/
ON	ON	ON	ON	1500mA	67V	133V	É ä ÿ ß v—â 8
ON	ON	ON	OFF	1450mA	69V	138V	
ON	ON	OFF	ON	1400mA	72V	143V	
ON	ON	OFF	OFF	1350mA	74V	148V	
ON	OFF	ON	ON	1300mA	77V	154V	
ON	OFF	ON	OFF	1250mA	80V	160V	
ON	OFF	OFF	ON	1200mA	84V	167V	
ON	OFF	OFF	OFF	1150mA	87V	174V	

Z EUP-200S210ST

• » f ´				Î Ð Ô W f ´ (loset)	Î Ð Ô 8 Ỹ		Ô I
1	2	3	4	À ¹ š	£ 3 š	£ Ü š	/
ON	ON	ON	ON	2100mA	48V	95V	É ä ÿ ß v – á 8
ON	ON	ON	OFF	2000mA	50V	100V	
ON	ON	OFF	ON	1900mA	53V	105V	
ON	ON	OFF	OFF	1800mA	56V	111V	
ON	OFF	ON	ON	1700mA	59V	118V	
ON	OFF	ON	OFF	1600mA	63V	125V	
ON	OFF	OFF	ON	1500mA	67V	133V	
ON	OFF	OFF	OFF	1400mA	72V	143V	
OFF	ON	ON	ON	1300mA	77V	143V	
OFF	ON	ON	OFF	1200mA	84V	143V	
OFF	ON	OFF	ON	1100mA	91V	143V	´ ä ÿ ß v – á 8
OFF	ON	OFF	OFF	1000mA	100V	143V	

Z EUP-200S350ST

• » f ´				Î Ð Ô W f ´ (loset)	Î Ð Ô 8 Ỹ		Ô I
1	2	3	4	À ¹ š	£ 3 š	£ Ü š	/
ON	ON	ON	ON	3500mA	29V	57V	É ä ÿ ß v – á 8
ON	ON	ON	OFF	3325mA	30V	60V	
ON	ON	OFF	ON	3150mA	32V	63.5V	
ON	ON	OFF	OFF	2975mA	34V	67V	
ON	OFF	ON	ON	2800mA	36V	71.5V	
ON	OFF	ON	OFF	2625mA	38V	76V	
ON	OFF	OFF	ON	2450mA	41V	82V	
ON	OFF	OFF	OFF	2275mA	44V	82V	
OFF	ON	ON	ON	2100mA	48V	82V	´ ä ÿ ß v – á 8
OFF	ON	ON	OFF	1925mA	52V	82V	
OFF	ON	OFF	ON	1750mA	57V	82V	

' [b ç

' X • N	• -	' X 5 é		
		• ù	Q	è
2017-10-19	A	G g	/	/
2018-04-25	B	D } T		³ / ₄ •
		Ñ ã £		³ / ₄ •